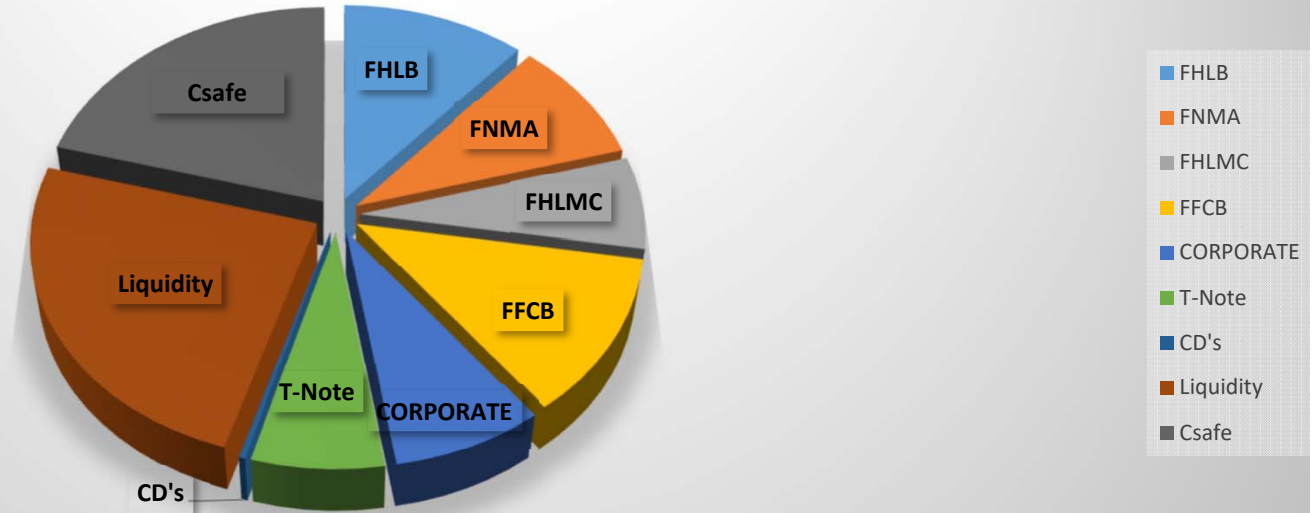


April 2019

Arapahoe County  
Securities Held

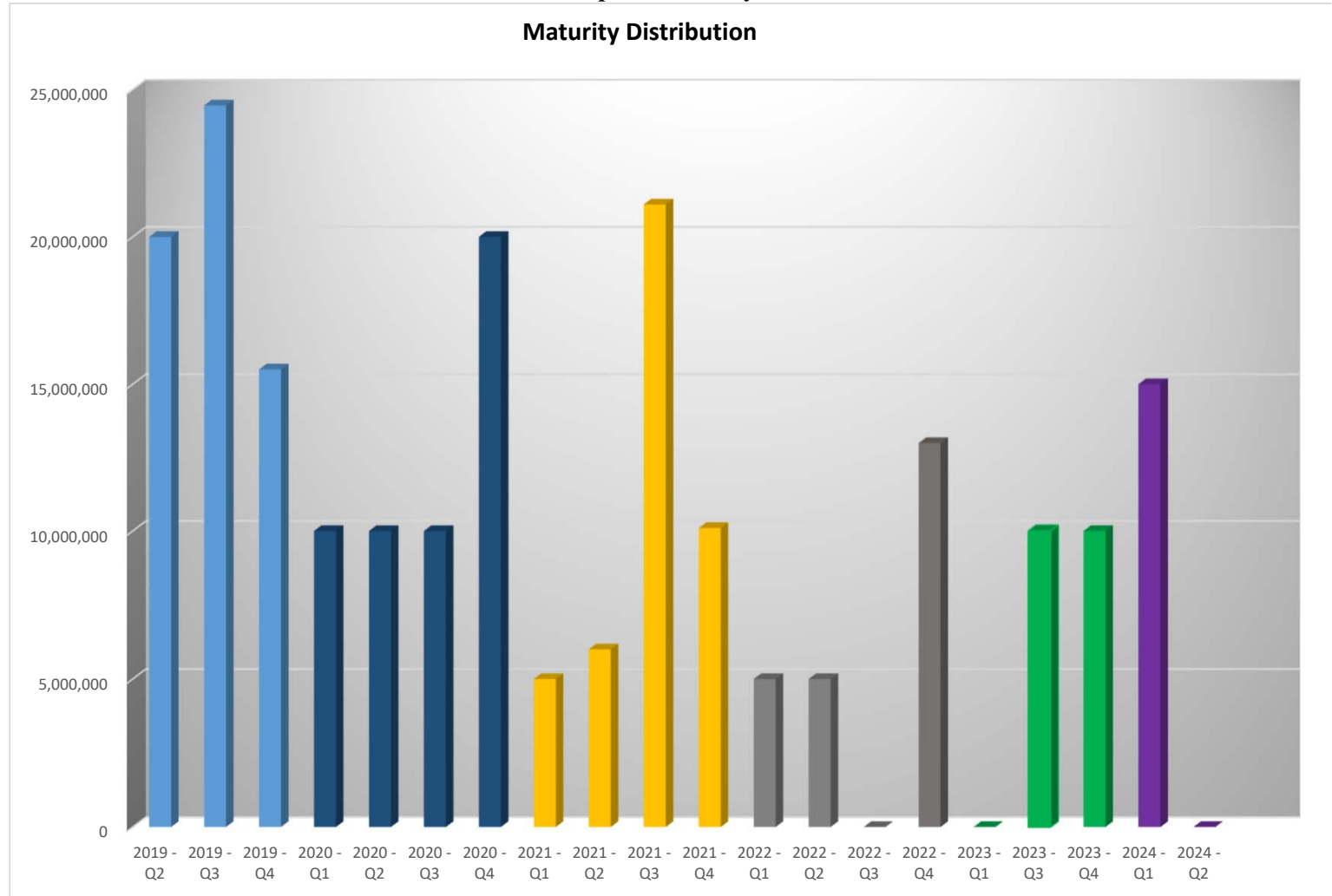


Description	Par Value	Market Value	Unrealized Gain/(Loss)	% Portfolio	Yield	Duration
FHLB	43,000,000	44,367,191	1,367,191	11.40	2.29	3.11
FNMA	35,000,000	35,282,050	282,050	9.28	2.03	2.78
FHLMC	26,100,000	26,050,936	(49,064)	6.92	1.93	2.92
FFCB	45,500,000	45,659,024	159,024	12.06	2.30	2.26
CORPORATE	29,460,000	29,870,792	410,792	7.81	1.86	2.28
T-Note	26,000,000	26,326,398	326,398	6.89	2.19	2.78
CD's	1,256,988	1,255,979	0	0.33	1.20	1.01
Liquidity	92,674,855	92,674,855	0	24.56	2.47	0.00
Csafe	78,272,401	78,272,401	0	20.75	2.47	0.00

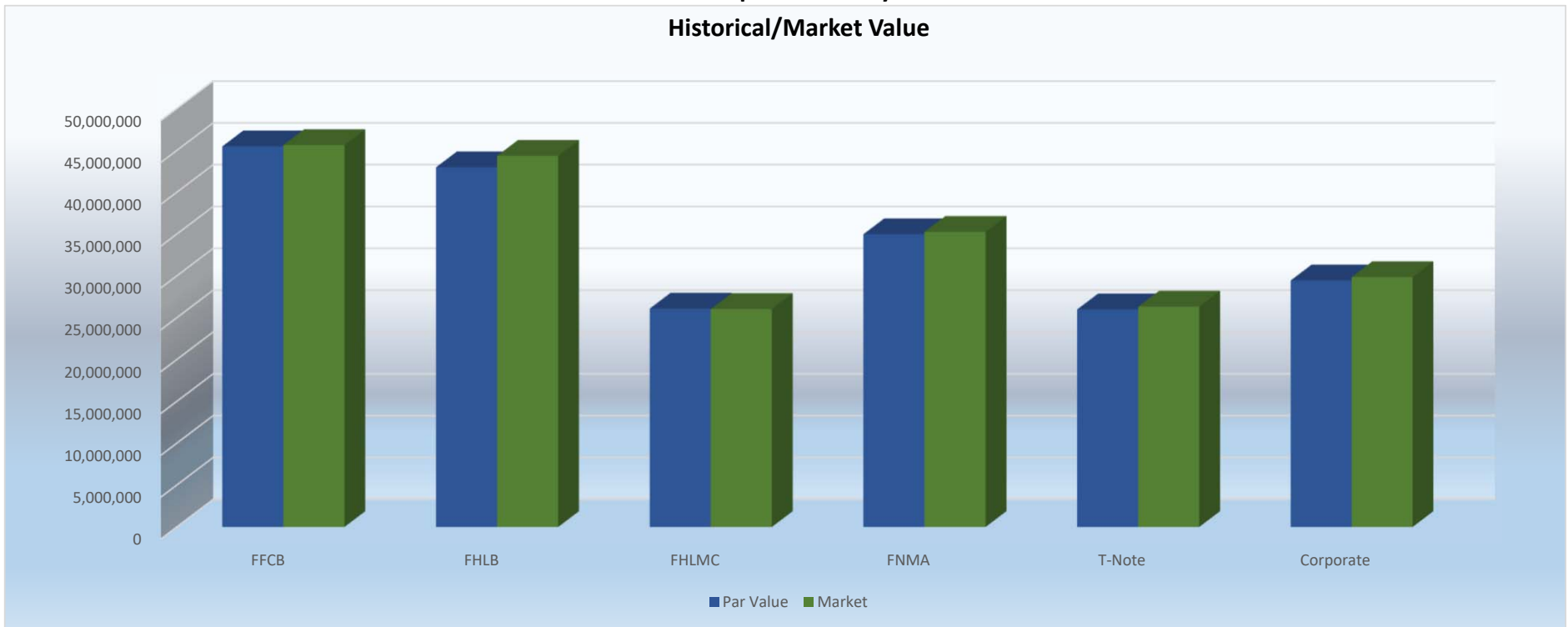
**April 2019  
Arapahoe County**

**Maturity Distribution**

Quarter	Amount	# of Securities
2019 - Q2	20,000,000	4
2019 - Q3	24,460,000	5
2019 - Q4	15,500,000	3
2020 - Q1	10,000,000	2
2020 - Q2	10,000,000	2
2020 - Q3	10,000,000	2
2020 - Q4	20,000,000	4
2021 - Q1	5,000,000	1
2021 - Q2	6,000,000	1
2021 - Q3	21,100,000	4
2021 - Q4	10,100,000	3
2022 - Q1	5,000,000	1
2022 - Q2	5,000,000	1
2022 - Q3	0	0
2022 - Q4	13,000,000	2
2023 - Q1	0	0
2023 - Q3	10,000,000	2
2023 - Q4	10,000,000	2
2024 - Q1	15,000,000	3
2024 - Q2	0	0



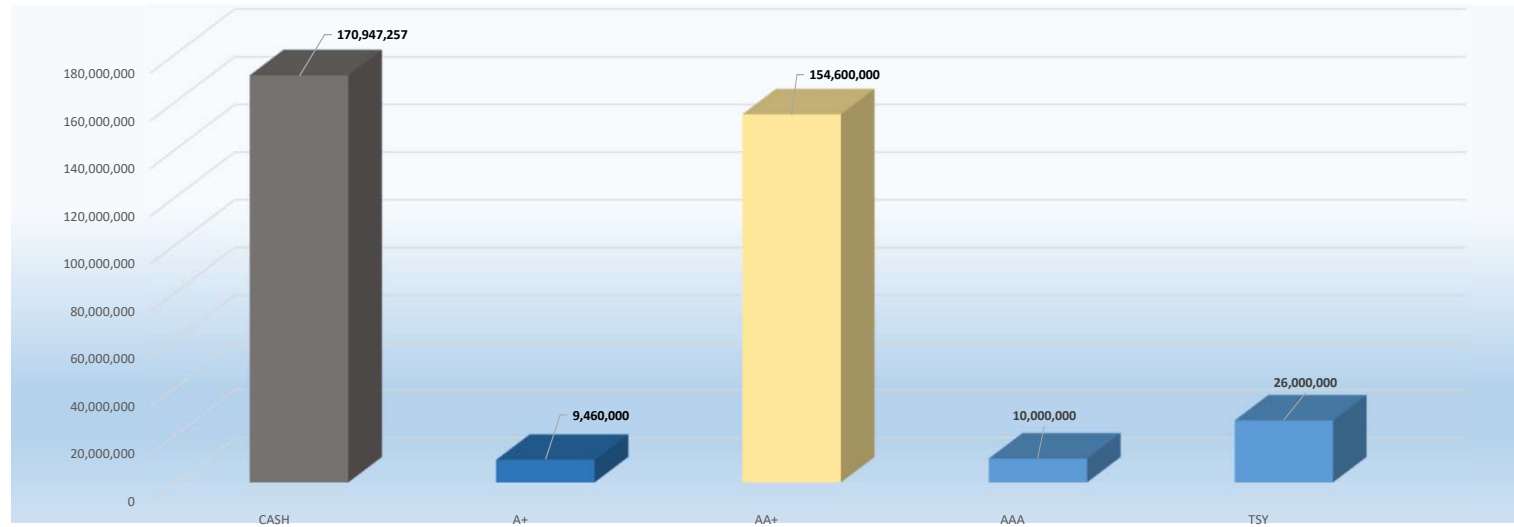
**April 2019  
Arapahoe County  
Historical/Market Value**



	<b>Par Value</b>	<b>Market</b>
<b>FFCB</b>	45,500,000	45,659,024
<b>FHLB</b>	43,000,000	44,367,191
<b>FHLMC</b>	26,100,000	26,050,936
<b>FNMA</b>	35,000,000	35,282,050
<b>T-Note</b>	26,000,000	26,326,398

April 2019  
Arapahoe County

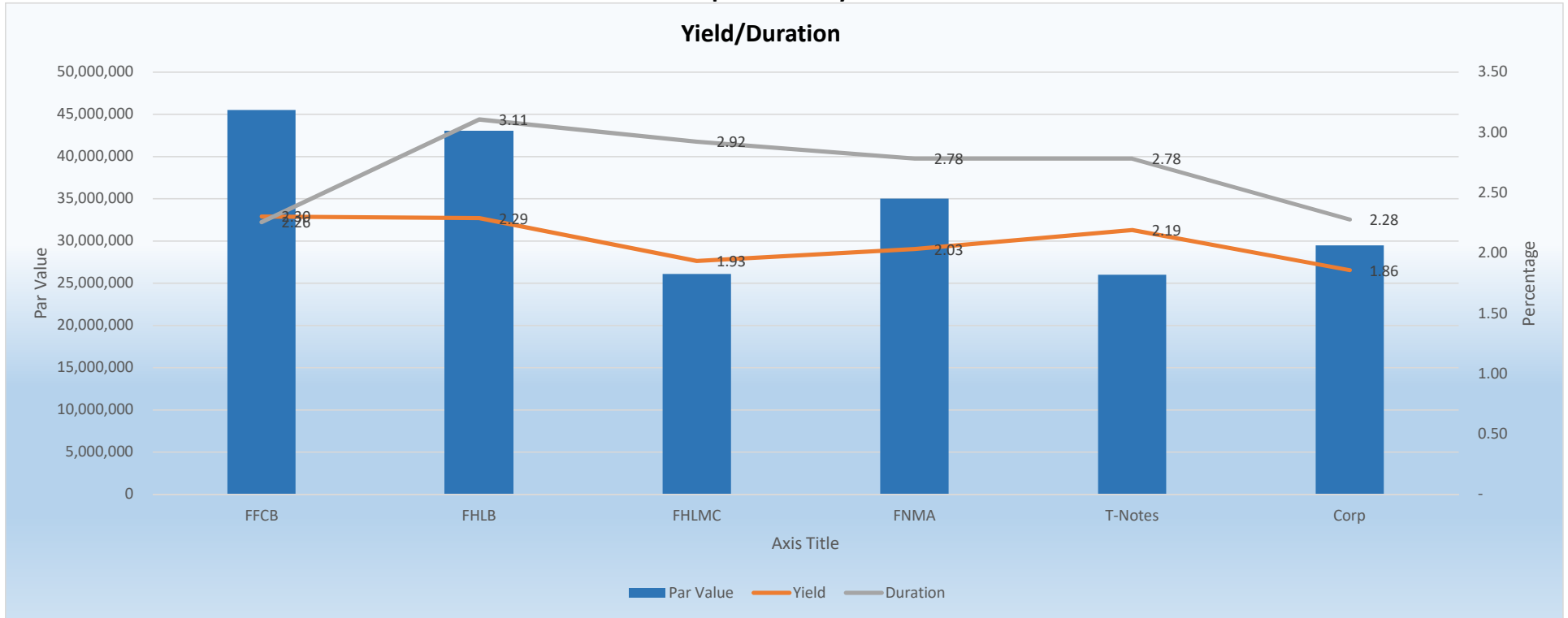
Credit Ratings



Security Description	Rating	Par	Maturity	Yield
C-Safe	CASH	78,272,401		
LIQUIDITY	CASH	92,674,855		
APPLE INC	AA+	5,000,000	5,050,300	2.614
FEDERAL NATL MTG ASSN	AA+	5,000,000	5,023,083	2.439
WELLS FARGO BANK NATL ASSN	A+	5,000,000	5,035,317	2.512
FEDERAL HOME LOAN BANKS	AA+	5,000,000	5,025,744	2.423
FEDERAL NATL MTG ASSN	AA+	5,000,000	5,002,074	2.514
FEDERAL FARM CR BKS	AA+	5,000,000	5,003,050	2.401
MICROSOFT CORP	AAA	5,000,000	4,993,578	2.495
UNITED STATES TREAS NTS	TSY	5,000,000	4,998,818	2.502
JP MORGAN CHASE BANK	A+	4,460,000	4,450,571	2.615
FEDERAL HOME LN MTG CORP	AA+	5,000,000	4,979,561	2.458
FEDERAL NATL MTG ASSN	AA+	5,000,000	4,974,458	2.445
FEDERAL FARM CR BKS	AA+	5,500,000	5,498,115	2.355
FEDERAL HOME LN MTG CORP	AA+	5,000,000	4,989,908	2.395
FEDERAL NATL MTG ASSN	AA+	5,000,000	4,980,621	2.362
FEDERAL FARM CR BKS	AA+	5,000,000	4,974,412	2.370
FEDERAL HOME LOAN BANKS	AA+	5,000,000	4,981,186	2.451
FEDERAL FARM CR BKS	AA+	5,000,000	4,955,433	2.349
FEDERAL FARM CR BKS	AA+	5,000,000	5,025,104	2.345
FEDERAL HOME LN MTG CORP	AA+	5,000,000	4,975,654	2.395
FEDERAL FARM CR BKS	AA+	5,000,000	5,066,455	2.677
UNITED STATES TREAS NTS	TSY	5,000,000	4,979,605	2.324
FEDERAL HOME LOAN BANKS	AA+	5,000,000	5,006,138	2.511
UNITED STATES TREAS NTS	TSY	6,000,000	6,024,685	2.264
FEDERAL FARM CR BKS	AA+	5,000,000	5,078,400	2.331
FEDERAL HOME LN MTG CORP	AA+	6,100,000	6,082,446	2.373
FEDERAL FARM CR BKS	AA+	5,000,000	5,027,911	2.836
FEDERAL HOME LOAN BANKS	AA+	5,000,000	5,091,250	2.293
FEDERAL NATL MTG ASSN	AA+	5,000,000	5,048,315	2.733
FEDERAL HOME LOAN BANKS	AA+	5,000,000	5,031,457	2.346
FEDERAL FARM CR BKS	AA+	5,000,000	5,030,144	2.799
FEDERAL HOME LOAN BANKS	AA+	5,000,000	5,051,250	2.850
FEDERAL HOME LOAN BANKS	AA+	8,000,000	8,960,900	2.355
FEDERAL NATL MTG ASSN	AA+	5,000,000	5,133,117	2.323
FEDERAL NATL MTG ASSN	AA+	5,000,000	5,133,117	2.323
UNITED STATES TREAS NTS	TSY	5,000,000	5,190,482	2.271

**April 2019  
Arapaho County**

**Yield/Duration**



	<b>Par Value</b>	<b>Yield</b>	<b>Duration</b>
<b>FFCB</b>	45,500,000	2.30	2.26
<b>FHLB</b>	43,000,000	2.29	3.11
<b>FHLMC</b>	26,100,000	1.93	2.92
<b>FNMA</b>	35,000,000	2.03	2.78
<b>T-Notes</b>	26,000,000	2.19	2.78
<b>Corp</b>	29,460,000	1.86	2.28

CUSIP	Description	Purchase Date	Rate/Coupon	Maturity	Par Value/Shares	Historical Cost	Market Value	Unrealized Gain/(Loss)	% Portfolio	Yield	Weighted Average Duration
<b>Arapahoe County April 2019</b>											
<b>Federal Farmer's Credit Bank</b>											
3133EF5V5	FFCB	5/2/2016	1.350	8/2/2019	5,000,000	4,995,650	5,003,050	3,050.00	2.44	1.88	1.91
3133EGBK0	FFCB	5/25/2016	1.300	11/25/2019	5,500,000	5,493,125	5,498,115	(1,885.00)	2.68	1.59	1.84
3133EHEN9	FFCB	4/5/2017	1.670	4/3/2020	5,000,000	4,995,750	4,974,412	(25,588.00)	2.44	1.74	1.67
3133EGPP4	FFCB	8/5/2016	1.360	8/3/2020	5,000,000	5,000,250	4,955,433	(44,567.00)	2.44	1.74	2.38
3133EJUK3	FFCB	7/16/2018	2.637	10/16/2020	5,000,000	4,998,750	5,025,104	25,104.00	2.44	2.63	2.02
3133EJMX4	FFCB	5/2/2018	2.680	11/2/2020	5,000,000	5,000,000	5,066,455	66,455.00	2.44	2.78	1.95
3133EJUHO	FFCB	7/16/2018	2.731	7/16/2021	5,000,000	4,995,500	5,078,400	78,400.00	2.44	2.73	2.84
3133EJXF1	FFCB	8/20/2018	2.840	8/20/2021	5,000,000	5,000,000	5,027,911	27,911.00	2.44	2.84	2.84
3133EJ7H6	FFCB	2/13/2019	2.800	5/13/2022	5,000,000	5,000,000	5,030,144	30,144.00	2.44	2.80	2.86
<b>Total</b>					<b>45,500,000</b>	<b>45,479,025</b>	<b>45,659,024</b>	<b>159,024</b>	<b>22.19</b>	<b>2.30</b>	<b>2.26</b>
<b>Federal Home Loan Bank</b>											
313379EE5	FHLB	5/15/2015	1.625	6/14/2019	5,000,000	5,042,600	5,025,744	25,744.00	2.44	1.42	1.98
3133XN4B2	FHLB	3/18/2019	5.250	12/9/2019	8,000,000	8,960,900	8,956,894	956,894.00	3.90	2.45	2.77
3130ABNQ5	FHLB	6/26/2017	1.625	6/26/2020	5,000,000	5,000,000	4,981,186	(18,814.00)	2.44	1.69	2.95
3130ADG48	FHLB	2/7/2018	2.250	1/29/2021	5,000,000	4,986,250	5,006,138	6,138.00	2.44	2.35	2.85
3130AF5B9	FHLB	4/17/2019	3.000	10/12/2021	5,000,000	5,083,650	5,091,250	91,250.00	2.44	2.30	2.39
3130ADCP5	FHLB	1/26/2018	2.350	1/25/2022	5,000,000	4,987,000	5,031,457	31,457.00	2.44	2.42	3.77
3130AF3H8	FHLB	11/5/2018	3.150	10/26/2022	5,000,000	5,000,000	5,051,250	51,250.00	2.44	3.15	3.68
3130A0XE5	FHLB	2/27/2019	3.250	3/8/2024	5,000,000	5,168,300	5,223,272	223,272.00	2.44	2.53	4.47
<b>Total</b>					<b>43,000,000</b>	<b>44,228,700</b>	<b>44,367,191</b>	<b>1,367,191</b>	<b>20.97</b>	<b>2.29</b>	<b>3.11</b>
<b>Federal Home Loan Mortgage Corporation</b>											
3137EADM8	FHLMC	5/19/2016	1.250	10/2/2019	5,000,000	5,003,766	4,979,561	(20,439.00)	2.44	1.46	2.29
3137EAEE5	FHLMC	2/15/2017	1.500	1/17/2020	5,000,000	4,984,900	4,989,908	(10,092.00)	2.44	1.49	1.98
3134GBYE6	FHLMC	7/27/2017	1.750	10/27/2020	5,000,000	5,000,000	4,975,654	(24,346.00)	2.44	1.72	1.91
3134GBYJ5	FHLMC	7/17/2017	2.000	7/26/2021	6,100,000	6,100,000	6,082,446	(17,554.00)	2.97	2.00	3.85
3134GS2U8	FHLMC	3/11/2019	3.000	3/11/2024	5,000,000	5,000,000	5,023,367	23,367.00	2.44	3.00	4.58
<b>Total</b>					<b>26,100,000</b>	<b>26,088,666</b>	<b>26,050,936</b>	<b>(49,064)</b>	<b>12.73</b>	<b>1.93</b>	<b>2.92</b>
<b>Federal National Mortgage Association</b>											
3136G3AU9	FNMA	2/26/2016	1.250	5/24/2019	5,000,000	5,000,000	5,023,083	23,083.00	2.44	1.78	1.78
3135G0L76	FNMA	7/11/2016	1.075	7/11/2019	5,000,000	5,000,000	5,002,074	2,074.00	2.44	1.60	1.84
3136G0T68	FNMA	4/26/2016	1.330	10/24/2019	5,000,000	5,022,750	4,974,458	(25,542.00)	2.44	1.49	2.35
3136G4MT7	FNMA	3/27/2017	1.750	3/27/2020	5,000,000	4,980,621	4,967,886	(32,114.00)	2.44	1.73	1.66
3136G4RN5	FNMA	3/29/2018	2.125	12/29/2021	5,000,000	5,000,000	5,048,315	48,315.00	2.44	2.75	3.50
3135G0U43	FNMA	2/27/2019	2.875	9/12/2023	5,000,000	5,076,500	5,133,117	133,117.00	2.44	2.52	4.17
3135G0U43	FNMA	4/22/2019	2.875	9/12/2023	5,000,000	5,106,900	5,133,117	133,117.00	2.44	2.36	4.17
<b>Total</b>					<b>35,000,000</b>	<b>35,186,771</b>	<b>35,282,050</b>	<b>282,050</b>	<b>17.07</b>	<b>2.03</b>	<b>2.78</b>
<b>Treasury Notes</b>											
912828D80	T-NOTE	3/13/2015	1.625	8/31/2019	5,000,000	5,025,391	4,998,818	(1,182.00)	2.44	1.37	2.20
912828M98	T-NOTE	5/2/2018	1.625	11/30/2020	5,000,000	4,882,734	4,979,605	(20,395.00)	2.44	2.57	1.97
912828WR7	T-NOTE	3/12/2018	2.125	6/30/2021	6,000,000	5,935,688	6,024,685	24,685.00	2.93	2.46	0.97
9128285P1	T-NOTE	4/3/2019	2.875	11/30/2023	5,000,000	5,136,250	5,190,482	190,482.00	2.44	2.26	4.31
912828B66	T-NOTE	4/26/2019	2.750	2/15/2024	5,000,000	5,102,461	5,132,808	132,808.00	2.44	2.30	4.46
<b>Total</b>					<b>26,000,000</b>	<b>26,082,523</b>	<b>26,326,398</b>	<b>326,398</b>	<b>12.68</b>	<b>2.19</b>	<b>2.78</b>
<b>Corporate Bonds</b>											
90331HNU3	US BANK OHIO	4/29/2019	3.050	7/24/2020	5,000,000	5,033,000	5,073,243	73,243.06	2.44	2.85	1.17
94988J5D5	WELLS FARGO	6/9/2016	1.750	5/24/2019	5,000,000	5,031,250	5,035,317	35,317.00	2.44	1.63	1.94
037833AQ3	APPLE	5/13/2016	2.100	5/6/2019	5,000,000	5,134,200	5,050,300	50,300.00	2.44	1.50	1.89
48125LRG9	JP MORGAN	10/28/2016	1.650	9/23/2019	4,460,000	4,468,429	4,450,571	(9,429.00)	2.17	1.83	2.24
594918BN3	MICROSOFT	8/9/2016	1.100	8/8/2019	5,000,000	4,993,578	4,981,992	(18,008.00)	2.44	1.51	2.15
594918AW4	MICROSOFT	3/29/2019	3.620	12/15/2023	5,000,000	5,260,900	5,279,369	279,369.00	2.44	1.83	4.28
<b>Total</b>					<b>29,460,000.00</b>	<b>29,921,357.39</b>	<b>29,870,792.06</b>	<b>410,792.06</b>	<b>14.37</b>	<b>1.86</b>	<b>2.28</b>
<b>Portfolio Total</b>					<b>205,060,000</b>	<b>206,987,043</b>	<b>207,556,391</b>	<b>2,496,391</b>	<b>100</b>	<b>2.10</b>	<b>2.69</b>